


The Ultimate Guide to Student Instrumental Course: Alto Saxophone Student Level

Music is an integral part of human expression, and learning to play a musical instrument can be a rewarding experience for students of all ages. If you're interested in learning to play the alto saxophone, the Student Instrumental Course is an excellent way to get started.



Student Instrumental Course: Alto Saxophone Student, Level 3 by Michael Shaw

★★★★★ 5 out of 5

Language : English

File size : 24279 KB

Print length : 48 pages

Screen Reader : Supported



This course is designed for students of all levels, from beginners who have never played a note before to experienced players looking to improve their skills. The curriculum is tailored to each student's individual needs, and experienced instructors provide personalized guidance and support.

Benefits of the Student Instrumental Course

There are many benefits to taking a Student Instrumental Course, including:

- **Improved musical skills:** Students will learn how to play the alto saxophone correctly, including proper fingerings, embouchure, and

breathing techniques.

- **Increased musicianship:** Students will learn about music theory, rhythm, and improvisation, which will help them become more well-rounded musicians.
- **Enhanced creativity:** Playing the alto saxophone can be a great way to express oneself creatively and develop musical talents.
- **Social development:** Taking music lessons can provide students with opportunities to socialize with other musicians and make new friends.
- **Personal fulfillment:** Learning to play the alto saxophone can be a rewarding experience that can bring years of enjoyment.

Curriculum

The Student Instrumental Course for Alto Saxophone covers a wide range of topics, including:

- **Fundamentals of saxophone playing:** Students will learn about the proper way to hold the saxophone, assemble the instrument, and produce a sound.
- **Basic fingerings:** Students will learn the basic fingerings for all the notes on the alto saxophone.
- **Scales and arpeggios:** Students will learn how to play scales and arpeggios, which are essential building blocks for playing melodies and solos.
- **Basic rhythms:** Students will learn how to play basic rhythms, including quarter notes, half notes, eighth notes, and sixteenth notes.

- **Simple songs:** Students will learn how to play simple songs, which will help them apply the skills they've learned.

Learning Materials

In addition to the instruction provided by their teacher, students will need access to a few learning materials, including:

- **Alto saxophone:** Students will need their own alto saxophone to practice at home.
- **Method book:** Students will need a method book that provides instruction on basic saxophone playing techniques.
- **Reeds:** Students will need to purchase reeds for their saxophone. Reeds are thin pieces of wood that vibrate to produce sound.
- **Metronome:** A metronome is a device that helps students practice playing with a steady beat.


Tips for Success

Here are a few tips to help students succeed in their Student Instrumental Course for Alto Saxophone:

- **Practice regularly:** The key to success in learning any musical instrument is practice. Students should set aside time each day to practice their saxophone.
- **Listen to music:** Listening to recordings of great saxophone players can help students learn proper techniques and develop their musical ear.

- **Attend lessons regularly:** Attending lessons regularly is essential for students to receive feedback on their progress and learn new techniques.
- **Be patient:** Learning to play the saxophone takes time and effort. Students should not get discouraged if they don't see results immediately.
- **Have fun:** Learning to play the saxophone should be an enjoyable experience. Students should choose songs that they enjoy playing and focus on having fun.

The Student Instrumental Course for Alto Saxophone is an excellent way for students of all levels to learn to play this beautiful instrument. With experienced instructors, a tailored curriculum, and personalized guidance, students can develop their musical skills, increase their musicianship, and have fun along the way.



Student Instrumental Course: Alto Saxophone Student, Level 3 by Michael Shaw

★★★★★ 5 out of 5


Language : English

File size : 24279 KB

Print length : 48 pages


Screen Reader : Supported





Travels In The Tibetan World: An Odyssey of Culture, Spirituality, and Nature's Embrace

A Tapestry of Ancient Culture and Living Traditions ...



Ten Enchanting Pieces for Solo Flute and Flute-Piano Duets: A Journey through Musical Delights

Embark on a musical voyage with these captivating pieces for solo flute and flute-piano duets, carefully curated to inspire, challenge, and delight aspiring flautists. From...