

Step-by-Step Techniques for Drawing Fantastic Creatures of Folklore and Legend

- Pencil
- Paper
- Eraser
- Ruler (optional)
- Colored pencils or markers (optional)

How to Draw a Dragon

1. Start by drawing a circle for the head.
2. Add two smaller circles for the eyes.
3. Draw a curved line for the mouth.
4. Add a few spikes to the back of the head.
5. Draw a long, curved line for the body.
6. Add two wings to the body.
7. Draw four legs to the body.
8. Add a tail to the body.
9. Erase any unnecessary guidelines.
10. Color in your dragon.

How to Draw a Unicorn

1. Start by drawing a circle for the head.
2. Add two smaller circles for the eyes.
3. Draw a curved line for the mouth.
4. Add a single horn to the top of the head.
5. Draw a long, curved line for the body.
6. Add four legs to the body.
7. Add a tail to the body.
8. Erase any unnecessary guidelines.
9. Color in your unicorn.


How to Draw a Fairy

1. Start by drawing a circle for the head.
2. Add two smaller circles for the eyes.
3. Draw a curved line for the mouth.
4. Add two wings to the head.
5. Draw a long, flowing dress for the body.
6. Add two arms to the body.
7. Add two legs to the body.
8. Erase any unnecessary guidelines.
9. Color in your fairy.

Tips and Tricks

- Use a light touch when you're drawing. This will help you to avoid making mistakes.
- Start with a small sketch and gradually add more details. This will help you to keep your drawing organized.
- Use a ruler to draw straight lines. This will help you to create clean, precise drawings.
- Don't be afraid to experiment. There are many different ways to draw fantastic creatures. Find the style that works best for you.
- Have fun! Drawing should be enjoyable. So relax and let your creativity flow.

Drawing fantastic creatures of folklore and legend is a fun and rewarding experience. With a little practice, you can create your own amazing creatures that will bring your stories to life. So grab your pencils and paper and get started today!



The Art of Drawing Dragons, Mythological Beasts, and Fantasy Creatures: Step-by-step techniques for drawing fantastic creatures of folklore and legend


(Collector's Series) by Duncan Wall

★★★★☆ 4.8 out of 5

Language : English
File size : 35441 KB
Text-to-Speech : Enabled
Screen Reader : Supported
Enhanced typesetting : Enabled
Print length : 146 pages


FREE

DOWNLOAD E-BOOK



Travels In The Tibetan World: An Odyssey of Culture, Spirituality, and Nature's Embrace

A Tapestry of Ancient Culture and Living Traditions ...



Ten Enchanting Pieces for Solo Flute and Flute-Piano Duets: A Journey through Musical Delights

Embark on a musical voyage with these captivating pieces for solo flute and flute-piano duets, carefully curated to inspire, challenge, and delight aspiring flautists. From...