

Playing the Blues: A Rhythm Guitarist's Journey

Origins and Roots




The blues, a genre with its deep roots in the American South, emerged from the struggles and experiences of African Americans in the late 19th century. It is believed to have originated in the Mississippi Delta region, where field hollers, work songs, and spirituals blended together to create a distinct musical form.

Playing the Blues: Blues Rhythm Guitar by Daphne Simpkins

★★★★☆ 4 out of 5

Language : English



File size : 6659 KB
Print length : 29 pages
Lending : Enabled
Screen Reader : Supported



Early blues guitarists, such as Robert Johnson, Muddy Waters, and B.B. King, used simple but effective techniques to create a rhythmic foundation for their songs. They employed open tunings, such as open G or open D, which allowed them to play chords with just a few fingers, making it easier to transition between chords while maintaining a steady beat.

Blues Rhythm Guitar Techniques

Blues rhythm guitar playing is characterized by a syncopated, shuffling rhythm that creates a sense of urgency and tension. The following are some of the key techniques used:

- **12-bar Blues Progression:** The 12-bar blues progression is the most common chord sequence used in blues music. It consists of three chords: I (tonic), IV (subdominant), and V (dominant).
- **Shuffle Rhythm:** The shuffle rhythm is a syncopated pattern in which the second and fourth beats of the bar are slightly behind the beat, creating a swinging, infectious groove.
- **Triplets:** Triplet patterns, in which three notes are played in the space of two beats, are often used to add embellishments and variations to the rhythm.

- **Slide Guitar:** Slide guitar is a technique where a slide (usually a glass or metal bar) is used on the fretboard to create a smooth, legato sound. It is commonly used in blues music for solos and lead lines.

Iconic Blues Rhythm Guitarists

Throughout its history, the blues has produced countless legendary guitarists who have influenced generations of musicians. Here are a few of the most iconic:


- **Robert Johnson:** Considered the "Father of the Blues," Robert Johnson's short but influential career left an enduring legacy. His haunting vocals and masterful slide guitar playing captivated listeners.
- **Muddy Waters:** Muddy Waters is credited with bringing the blues to Chicago, where he developed the electric blues sound that would become synonymous with the city.
- **B.B. King:** Known as the "King of the Blues," B.B. King's soulful vocals and impeccable rhythm guitar playing earned him worldwide recognition and numerous awards.
- **Buddy Guy:** A contemporary of B.B. King, Buddy Guy is known for his fiery guitar playing and electrifying live performances. He has been inducted into both the Rock and Roll Hall of Fame and the Blues Hall of Fame.

Learning to Play Blues Rhythm Guitar

Whether you're a beginner or an experienced guitarist, learning to play blues rhythm guitar can be a rewarding and enjoyable experience. Here are some tips to get you started:

- **Start with the Basics:** Begin by practicing the 12-bar blues progression in open tunings. Focus on developing a steady shuffle rhythm and transitioning smoothly between chords.
- **Experiment with Triplet Patterns:** Once you're comfortable with the basic rhythm, experiment with triplet patterns to add variations and create a more complex groove.
- **Study the Masters:** Listen to recordings of great blues guitarists and analyze their techniques. Pay attention to their shuffle rhythms, use of triplets, and phrasing.
- **Find a Practice Buddy:** Playing with a drummer or bass player can help you develop your timing and coordination. It can also be a lot of fun!
- **Be Patient:** Learning to play blues rhythm guitar takes time and practice. Don't get discouraged if you don't sound like your favorite blues guitarist overnight. Just keep practicing and you'll eventually achieve your goals.

Playing blues rhythm guitar is a journey that can lead to a lifetime of enjoyment and musical fulfillment. By embracing the techniques and traditions of the genre, you can become part of a rich musical lineage and create your own unique blues sound.



Playing the Blues: Blues Rhythm Guitar by Daphne Simpkins

★★★★☆ 4 out of 5

Language : English

File size : 6659 KB

Print length : 29 pages

Lending : Enabled

Screen Reader : Supported


FREE

DOWNLOAD E-BOOK



Travels In The Tibetan World: An Odyssey of Culture, Spirituality, and Nature's Embrace

A Tapestry of Ancient Culture and Living Traditions ...



Ten Enchanting Pieces for Solo Flute and Flute-Piano Duets: A Journey through Musical Delights

Embark on a musical voyage with these captivating pieces for solo flute and flute-piano duets, carefully curated to inspire, challenge, and delight aspiring flautists. From...