

Drop Two Voicing Uncovered: The Essential Guide to Creating Rich, Lush Jazz Chords

Drop two voicing is a jazz piano technique that involves playing a chord with the root in the second octave, creating a rich, lush sound. This technique is often used in jazz ballads and other slow-tempo pieces, and it can add a touch of sophistication and elegance to your playing.



Drop Two Voicing Uncovered Vol. 1: The Must Know Chordal Book for Guitarists for Jazz, Blues, Pop Rock and Contemporary Guitarists (Drop Two Voicings For Guitar) by Michael Shaw

★★★★☆ 4.5 out of 5

Language : English

File size : 61388 KB

Screen Reader : Supported

Print length : 121 pages

Lending : Enabled



Theory

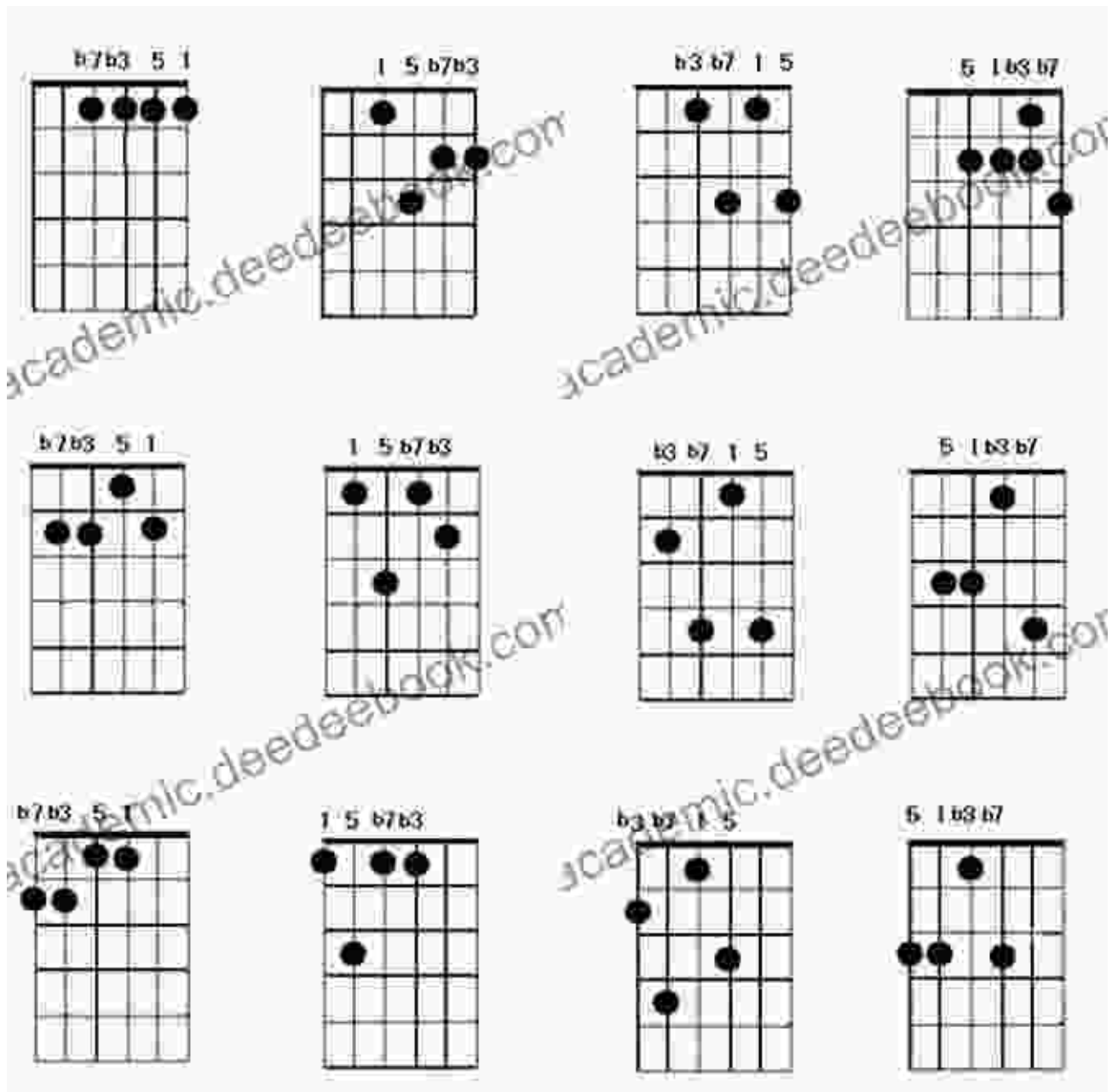
To understand drop two voicing, it's important to first understand the concept of chord voicings. A chord voicing is simply the arrangement of the notes in a chord. The most common voicing for a major triad is the root position voicing, in which the root is played in the lowest octave. Drop two voicing is a variation on this voicing, in which the root is played in the second octave.

The following diagram shows the root position voicing and the drop two voicing for a C major triad:

The diagram illustrates four types of triads in root position and their constituent notes:

- Major triad:** Root position (C4, E4, G4). Notes: Root note (C4), Major third (E4), Fifth (G4).
- Minor triad:** Root position (C4, E♭4, G4). Notes: Root note (C4), Minor third (E♭4), Fifth (G4).
- Diminished triad:** Root position (C4, E♭4, G♭4). Notes: Root note (C4), Minor third (E♭4), Diminished fifth (G♭4).
- Augmented triad:** Root position (C4, E4, G♯4). Notes: Root note (C4), Major third (E4), Augmented fifth (G♯4).

Figure 5.5 from [Müller, FNP, Springer 2016]

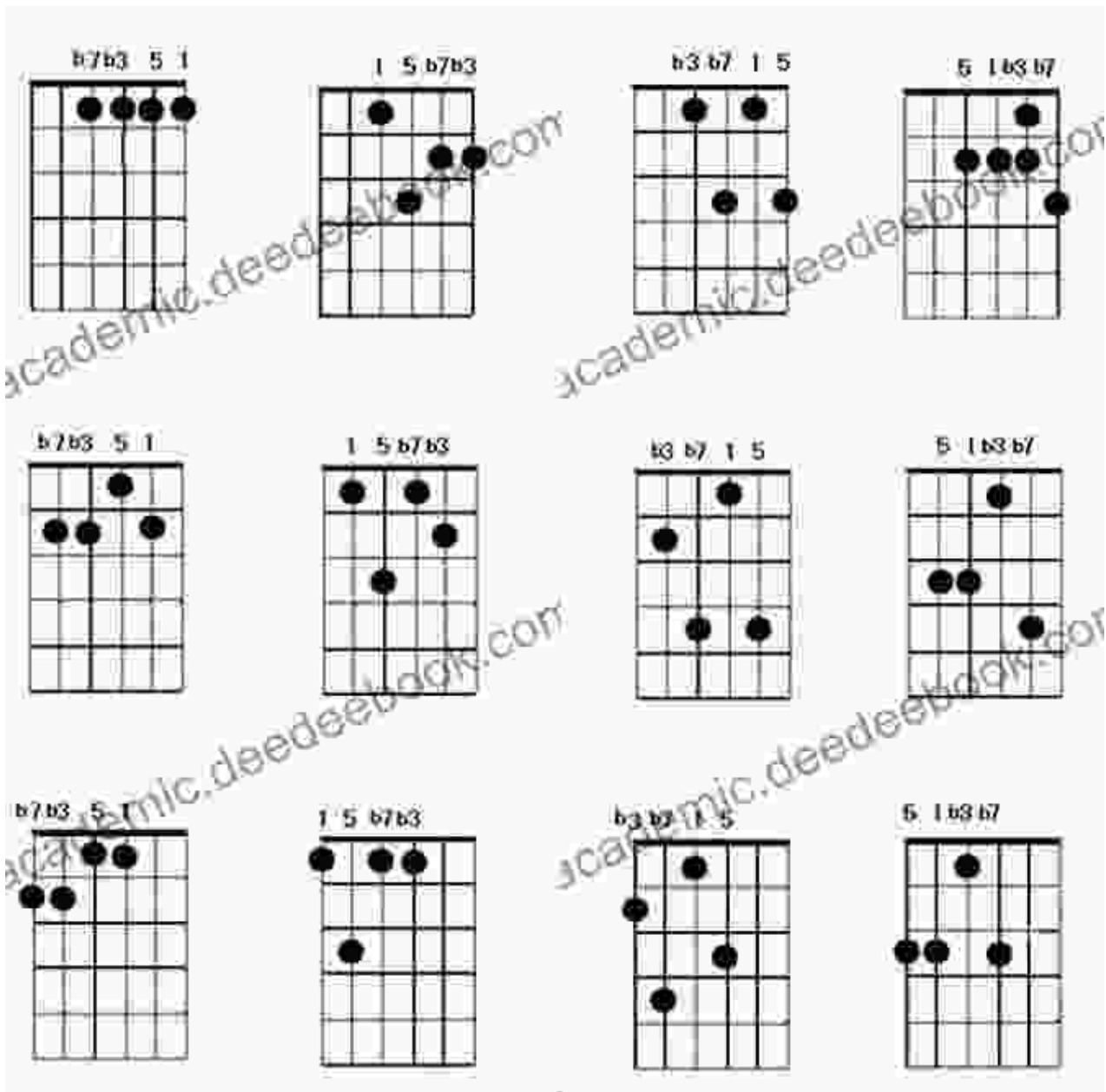


As you can see, the only difference between the two voicings is the octave of the root note. In the root position voicing, the root is played in the lowest octave, while in the drop two voicing, the root is played in the second octave.

Exercises

The best way to learn drop two voicing is to practice it. The following exercises will help you to get started:

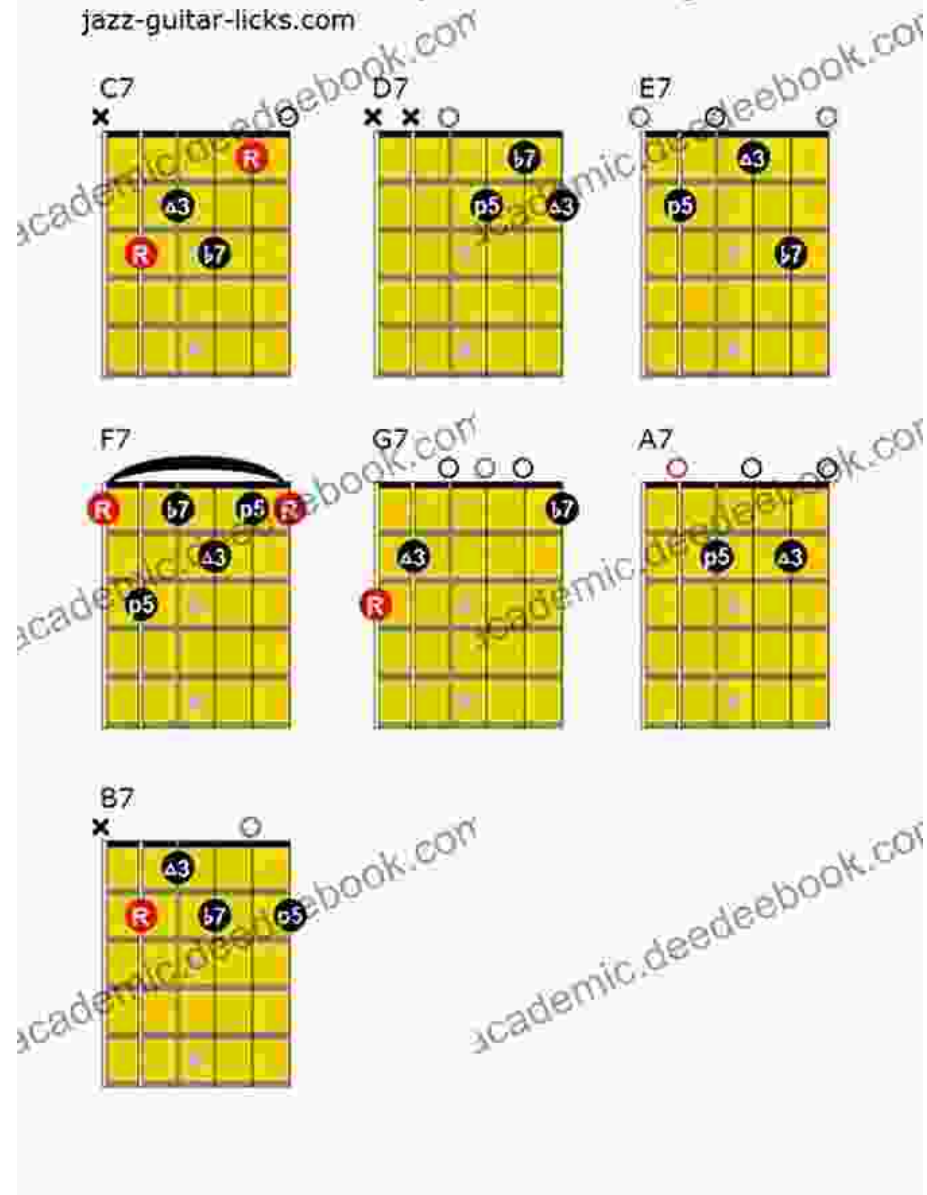
1. Play the root position voicing of a C major triad in your left hand. Then, play the drop two voicing of the same triad in your right hand.
2. Repeat the previous exercise with other major triads, such as G major, F major, and Bb major.
3. Once you're comfortable playing drop two voicings with major triads, try playing them with minor triads. The following diagram shows the drop two voicing for a C minor triad:



4. Once you're comfortable playing drop two voicings with minor triads, try playing them with dominant seventh chords. The following diagram shows the drop two voicing for a C dominant seventh chord:

Dominant 7 Chords - Open Chords for Beginners

jazz-guitar-licks.com



Practical Tips

Here are a few practical tips for incorporating drop two voicing into your playing:

- Use drop two voicing sparingly. It's a powerful technique, but it can sound muddy if it's overused.

- Use drop two voicing to create a sense of space in your playing. The lush sound of drop two voicing can help to create a more spacious and airy sound.
- Use drop two voicing to add a touch of sophistication to your playing. Drop two voicing is a sophisticated technique that can add a touch of class to your jazz playing.

Drop two voicing is a powerful jazz piano technique that can add a rich, lush sound to your playing. By practicing the exercises in this article, you can learn to master drop two voicing and incorporate it into your own playing.



Drop Two Voicing Uncovered Vol. 1: The Must Know Chordal Book for Guitarists for Jazz, Blues, Pop Rock and Contemporary Guitarists (Drop Two Voicings For Guitar) by Michael Shaw

★★★★☆ 4.5 out of 5

Language : English


File size : 61388 KB

Screen Reader: Supported

Print length : 121 pages


Lending : Enabled





Travels In The Tibetan World: An Odyssey of Culture, Spirituality, and Nature's Embrace

A Tapestry of Ancient Culture and Living Traditions ...



Ten Enchanting Pieces for Solo Flute and Flute-Piano Duets: A Journey through Musical Delights

Embark on a musical voyage with these captivating pieces for solo flute and flute-piano duets, carefully curated to inspire, challenge, and delight aspiring flautists. From...