


Bach for Guitar: Unveiling the Master's Music through Standard Notation and Tablature

Johann Sebastian Bach, one of the most revered composers of all time, left an indelible mark on the world of music. His compositions, spanning various genres and instruments, continue to captivate musicians and audiences alike. For guitarists, exploring Bach's works offers a unique opportunity to delve into the intricacies of Baroque music while enriching their technical and musical skills.



The Bach Toccata & Fugue in D minor for Guitar: In Standard Notation and Tablature (Bach for Guitar Book

5) by Johann Sebastian Bach

★★★★☆ 4.3 out of 5

Language : English

File size : 3522 KB

Print length : 265 pages

Lending : Enabled

Screen Reader : Supported



This comprehensive guide will delve into the world of Bach for guitar, focusing on the essential aspects of standard notation and tablature. We will explore the nuances of both systems, providing guitarists with a deeper understanding of how to interpret and perform Bach's music with accuracy and musicality.

Standard Notation: The Traditional Language of Music

Standard notation is the traditional method of writing music, using a system of symbols and lines to represent musical elements such as pitch, rhythm, and dynamics. It is a precise and universal language that allows musicians to communicate musical ideas across time and cultures.

Reading Standard Notation

To read standard notation, you need to understand the following elements:

- **Staff:** A set of five horizontal lines and four spaces where musical notes are placed.
- **Clef:** A symbol placed at the beginning of the staff that indicates the pitch range of the notes.
- **Notes:** Symbols that represent specific pitches and durations.
- **Stems:** Vertical lines attached to notes that indicate their rhythmic value.
- **Beams:** Lines that connect notes of equal value to indicate grouping.
- **Dynamics:** Symbols that indicate the volume or intensity of the music.

Applying Standard Notation to Bach's Guitar Music

Bach's guitar music is often written in standard notation. To play these pieces, guitarists must familiarize themselves with the specific techniques and conventions used for the instrument.

For example, Bach's guitar music often employs a variety of strumming patterns, indicated by symbols such as ">" or "V." Additionally, the use of slurs, ties, and ornaments requires a nuanced understanding of Baroque performance practice.

Tablature: A Simplified Approach for Guitarists

Tablature, or "tab" for short, is an alternative notation system tailored specifically for guitarists. It uses numbers and symbols to represent the fretting and fingering of notes on the guitar neck. It is a user-friendly system that allows guitarists to quickly learn and play music without having to master standard notation.

Reading Tablature

To read tablature, you need to understand the following elements:

- **String lines:** Horizontal lines that represent the six strings of the guitar.
- **Numbers:** Numbers placed on the string lines that indicate which fret to play.
- **Slash:** A symbol that indicates a hammer-on or pull-off technique.
- **Tapping:** A symbol that indicates a tapping technique.

Applying Tablature to Bach's Guitar Music

While standard notation is more commonly used for Bach's guitar works, tablature can be a valuable tool for guitarists who are looking to learn and play these pieces more quickly.

Tablature can provide clear and concise instructions for fretting and fingering, making it easier to navigate complex passages and ornaments. However, it is important to note that tablature does not provide information about rhythm, dynamics, or other musical elements.


Combining Standard Notation and Tablature

For guitarists who want to gain a comprehensive understanding of Bach's music, combining standard notation and tablature can be a powerful approach. Standard notation provides a detailed and accurate representation of the musical structure and content, while tablature offers a practical and user-friendly approach to learning the guitar parts.

Using both systems allows guitarists to develop a deep understanding of the intricacies of Bach's music, while also gaining the technical proficiency necessary to perform his pieces with precision and expressiveness.

Exploring the music of Bach for guitar is a rewarding and enriching experience for guitarists of all levels. By understanding the nuances of both standard notation and tablature, guitarists can unlock the secrets of Bach's musical genius and bring his timeless compositions to life on their own instruments.

Whether you are a seasoned classical guitarist or a beginner seeking to expand your musical horizons, this guide has provided you with the tools and insights necessary to navigate the complexities of Bach for guitar. Embrace the challenge, delve into the intricacies of standard notation and tablature, and discover the profound beauty and depth of Bach's musical遗产.



The Bach Toccata & Fugue in D minor for Guitar: In Standard Notation and Tablature (Bach for Guitar Book

5) by Johann Sebastian Bach


★★★★☆ 4.3 out of 5

Language : English

File size : 3522 KB


Print length : 265 pages

Lending : Enabled



Travels In The Tibetan World: An Odyssey of Culture, Spirituality, and Nature's Embrace

A Tapestry of Ancient Culture and Living Traditions ...



Ten Enchanting Pieces for Solo Flute and Flute-Piano Duets: A Journey through Musical Delights

Embark on a musical voyage with these captivating pieces for solo flute and flute-piano duets, carefully curated to inspire, challenge, and delight aspiring flautists. From...